


Anderton Lift Inspector Trail

River Weaver and Trent & Mersey Canal



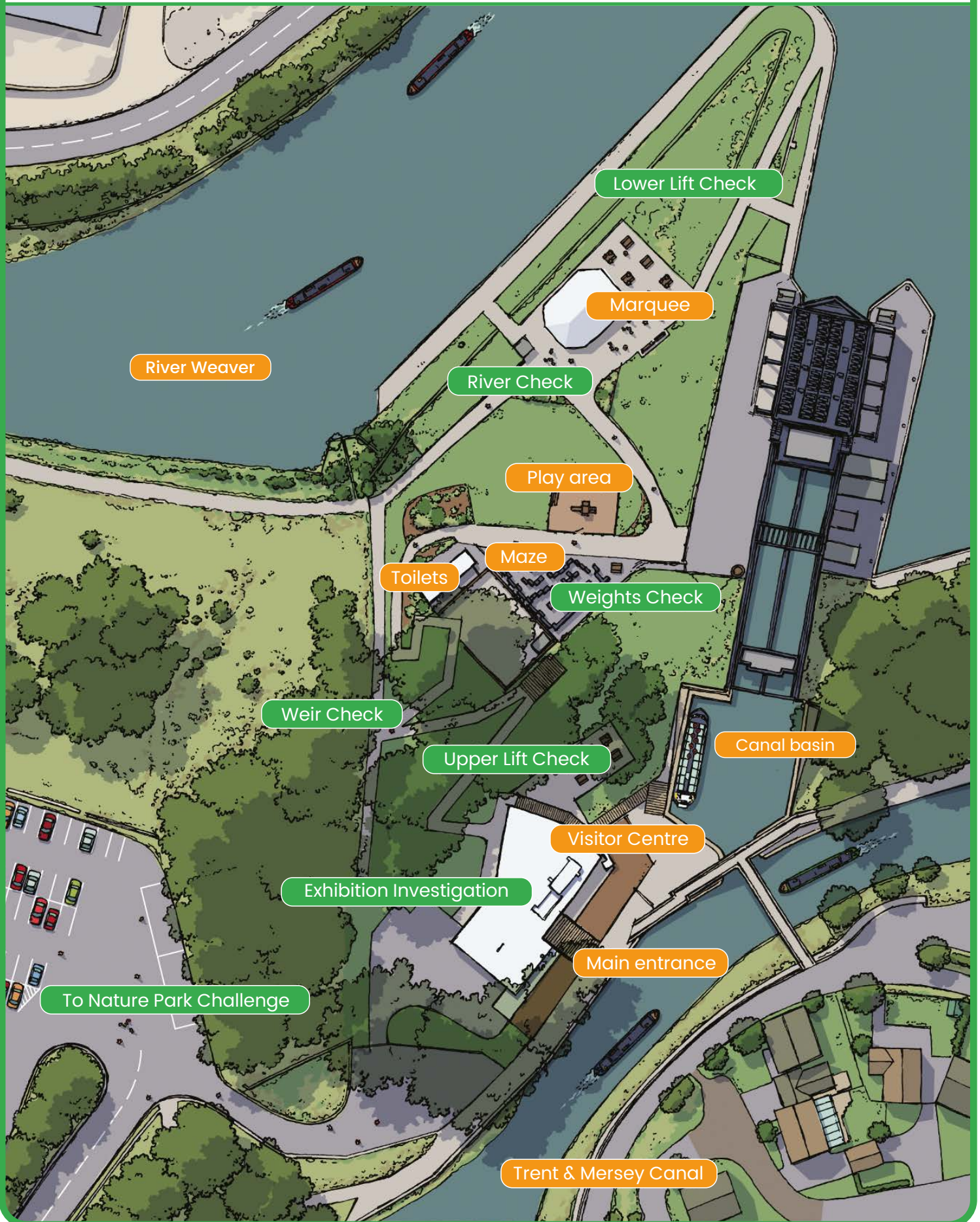
Congratulations
on your new job as
a lift inspector!

You must be so proud to be a lift inspector at Anderton, the world's first ever successful boat lift. You'll have to complete your duties carefully we wouldn't want anything happening while you are in charge.

Look carefully, at your job list and see if you can complete all the checks – you can do them in any order.

Then why not have a go at the exhibition investigation in the visitor centre and our nature park challenge?


Map



Always remember to stay **SAFE** near water – **Stay Away From the Edge.**

Step 1

Upper Lift Check



Look

The site manager wants an updated version. **Can you help? Add to the picture and update it, so it looks like today's boat lift.**

You can get an excellent view of the lift here, inspector, so take a good look. We can only find an old picture of the lift, of how it looked when it was built in 1875.

Step 2

Weir Check

Can you hear the sound of water running from the canal down the weir into the river?

This stops the canal from overflowing and creating a flood.

I hope it's not blocked; it would create a real mess!

How much water is flowing?

Do you think the canal is full today?



Listen

You need to listen hard as you walk down the path here, inspector.

Always remember to stay **SAFE** near water – Stay Away From the Edge.

Step 3

Weir Check

These weights were added to the lift in 1908 but are not needed on the lift today and have been made into a maze. Your job is to protect them.

In the centre of the maze is a very unusual object. Can you describe it for the engineers to work out what it is? They're very busy at the moment and don't have time to find the middle of the maze and look themselves? Can you guess what it is?

Get your thinking caps on!!



Step 4

River Check

Can you see anything that needs repairing or tidying to report?

Look

Boats need to travel down the River Weaver and so it is important it is kept in good condition.

Step 5

Lower Lift Check

Another excellent view of this amazing boat lift. But listen carefully, what can you hear?

Which are natural sounds and which are manmade?

Great day's work inspector!

Listen

The lift sounds all clunky when it breaks down. Is it working ok today?

Always remember to stay **SAFE** near water – Stay Away From the Edge.

Step 6

Exhibition Investigation

Use the film and panels to help you to find out more about two of the engineers who worked here and about the boat lift itself.

Take some notes about what you find out next to the correct picture (When did they work at the lift? What did they do? How does the lift work? What is it made of?)

Listen


Time to get your investigation hat on and become a detective.



Edwin Clark



Colonel J. A. Saner



Anderton Boat Lift

canalrivertrust.org.uk/explorers



There is so much to learn about the boat lift. Why not download a Fact File from canalrivertrust.org.uk/explorers

There is so much to learn about the boat lift.

Why not download a Fact File from canalrivertrust.org.uk/explorers?

Stop 7

Nature Park Challenge

1. Can you see what the mosaic pictures show and tell the story?

The pictures move from industry to the river and wildlife.

2. The letters that spell out the words are really interesting; if you look carefully you can see some are made up of pictures.

Carefully cross the road and walk down the path by the side of the car park to the willow and wood sculptures.

3. What is the willow sculpture of? Can you crawl all the way through? What other creatures can you spot on the wooden posts?

Look

What wildlife can you see in the pictures?



4. Walk past the benches and information board and down the path where two colourful creatures are waiting to welcome you. You are now in the park. Time to explore!

canalrivertrust.org.uk/explorers

Stop 8

Challenge

Make a map of your walk around the park marking all the interesting things on your way.

Why not collect some things to remind you of your walk?

How many different types of green can you collect?



Top Tip

Remember to wash your hands after picking things up and don't take any living creatures away from their habitat.

Always remember to stay **SAFE** near water – Stay Away From the Edge.